


## Type 1 Mild Steel Splitter Box *CSB Series*

Hinged Door with Screw



### Application

- The splitter boxes are designed for indoor distribution of up to 600 A (max) service using either 3 or 4 wires.

### Standards

- CSA Type 1
- Complies with
  - IEC 60529, IP20

### Construction

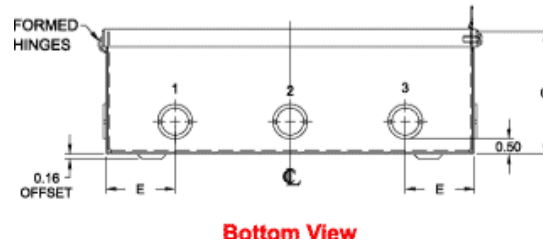
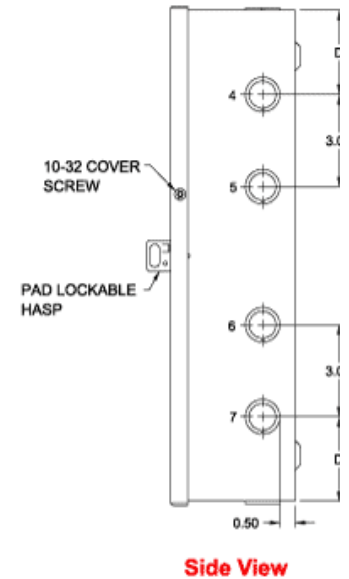
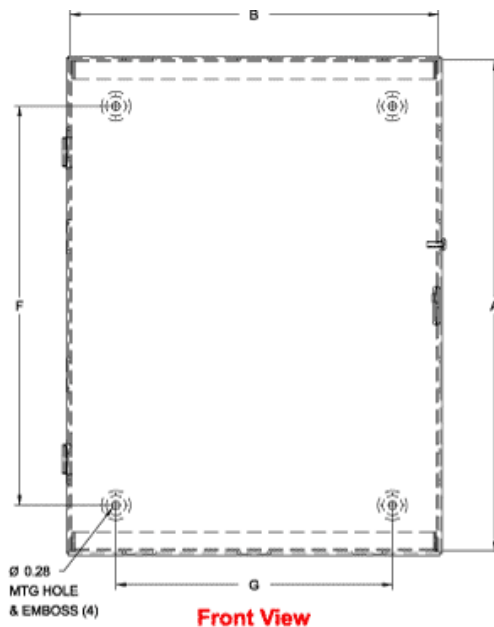
- Formed and spot welded from 14 or 16 gauge steel.
- Factory installed splitter blocks.
- Series of knockouts on each side.
- Padlocking hasp.

### Finish

- Enclosure and cover are finished in ANSI 61 gray powder coating.

### Accessories

- Splitter Blocks
- Grounding Kits



NOTE: KNOCKOUTS TYPICAL ON OPPOSITE SIDES

Part No.			CU/AL	Dimensions						Ship Wt.	Conduit Size (Location)		
3 Wire	4 Wire	Less Blocks	Amps	A	B	C	D	E	F	lbs	1/2"	3/4"	2"
CSB73	CSB74	CSB70	70/70	12.00	10.00	4.00	2.75	2.25	9.00	9	1,3,7	2,4	-
CSB103	CSB104	CSB100	125/120	15.00	10.00	4.00	2.75	2.25	12.00	10	1,2,7	2,4	-
CSB203	CSB204	CSB200	225/225	18.00	12.00	5.00	3.00	3.50	15.00	16	1,3,7	4	1,3
CSB403	CSB404	CSB400	400/340	24.00	17.00	6.00	3.31	4.88	21.00	37	-	-	-
CSB603*	CSB604*	CSB600*	600/574	30.00	24.00	7.00	4.00	5.00	27.00	63	-	-	-

\* 14 gauge steel

Data subject to change without notice